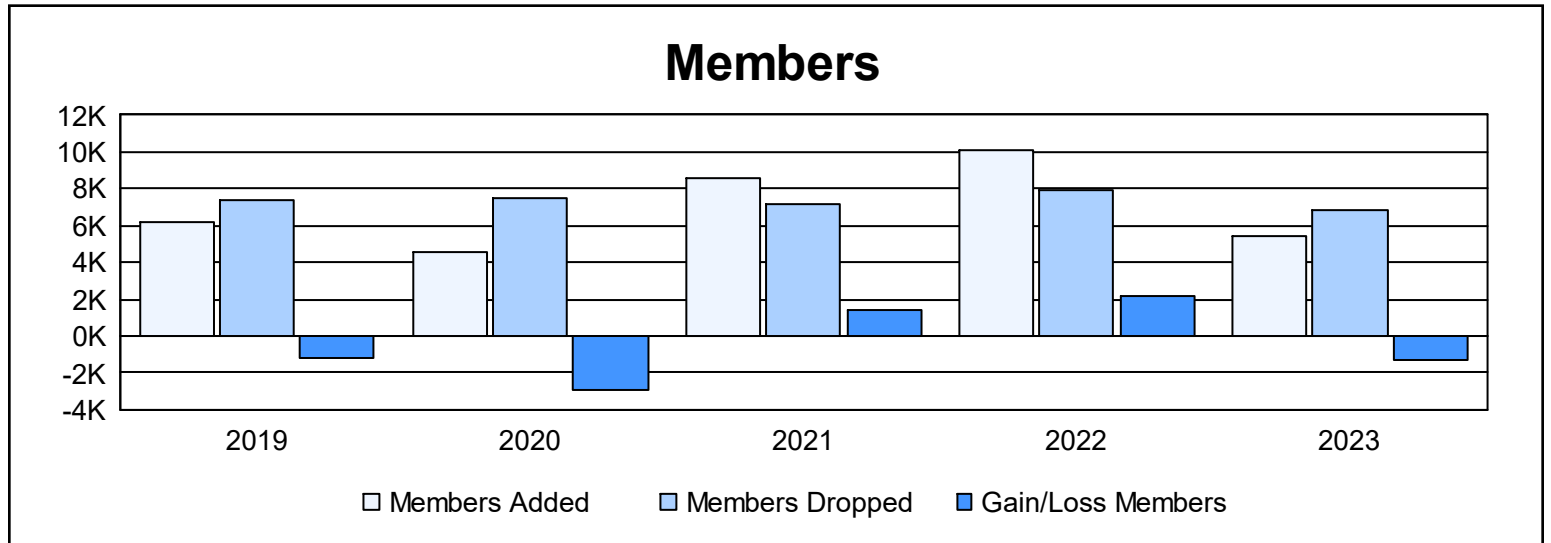
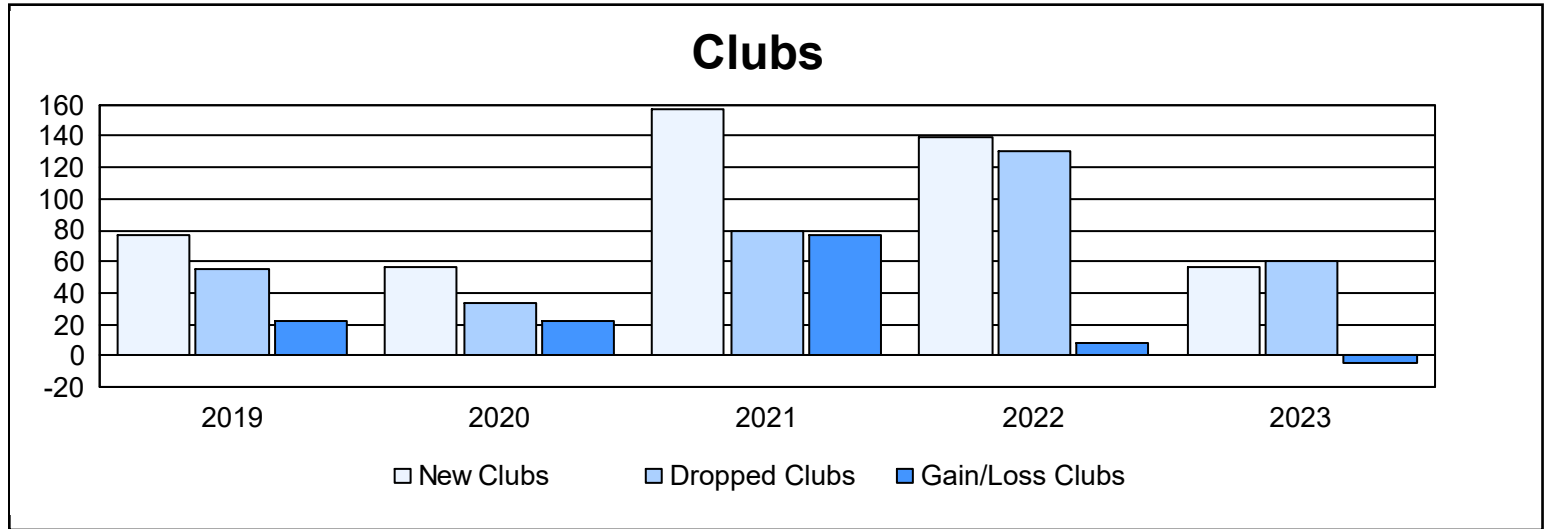
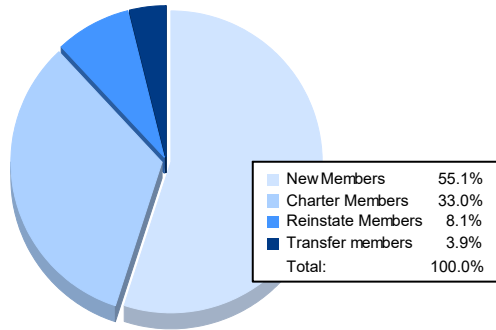


Year	New Clubs	Dropped Clubs	Gain/ Loss Clubs	New Members	Charter Members	Reinstate Members	Transfer Members	Total Member Added	Total Members Dropped	Gain/ Loss Members
2018-2019	77	55	22	2,772	2,219	1,057	155	6,203	7,410	-1,207
2019-2020	56	34	22	2,193	1,552	730	118	4,593	7,488	-2,895
2020-2021	157	80	77	3,450	4,254	780	88	8,572	7,204	1,368
2021-2022	139	131	8	5,415	3,739	740	233	10,127	7,976	2,151
2022-2023	57	61	-4	3,015	1,804	441	214	5,474	6,828	-1,354
Average	97	72	25	3,369	2,714	750	162	6,994	7,381	-387



Membership Composition June 2023 Cumulative



Gender Composition June 2023 Cumulative

